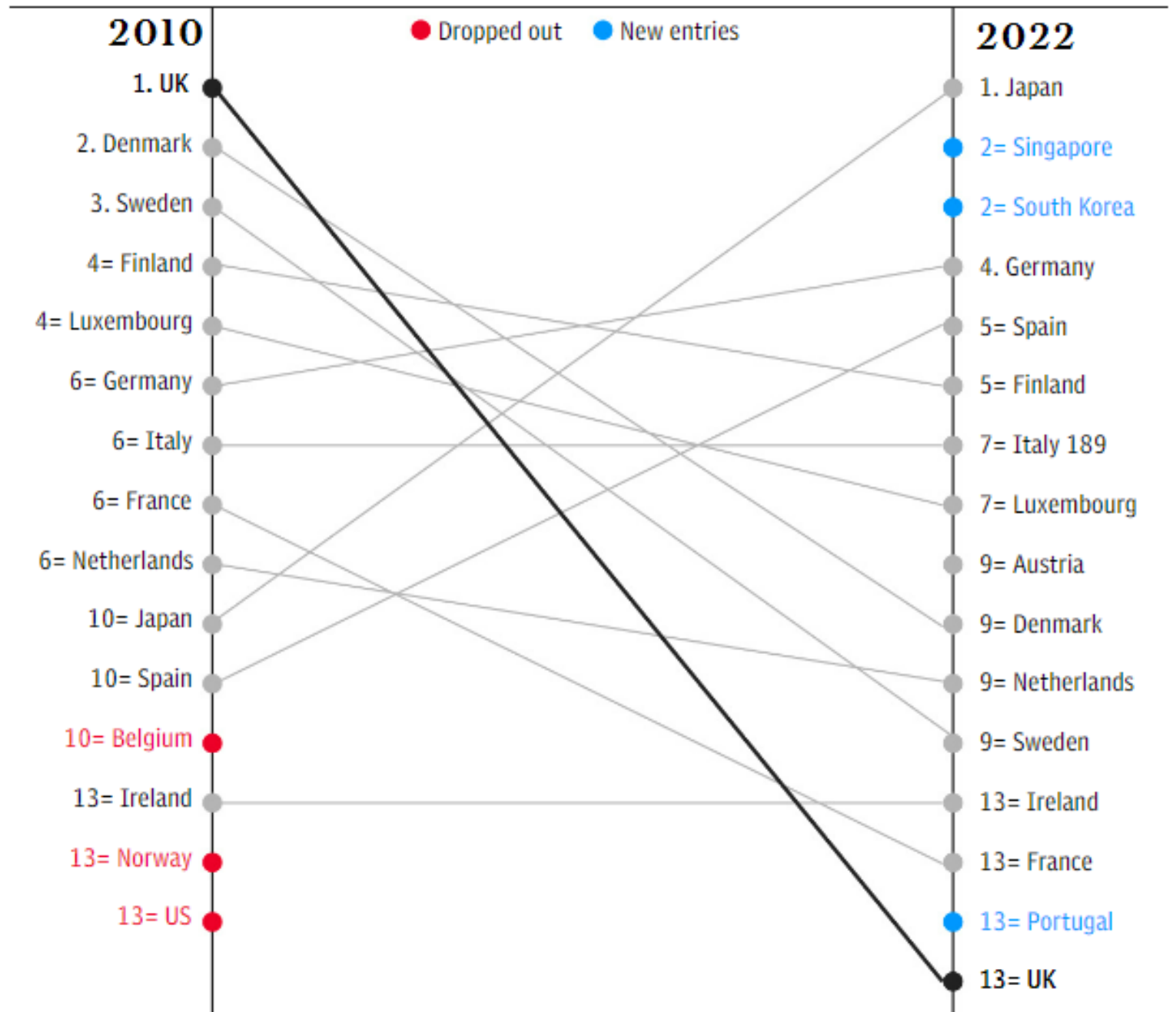


THE WORLD'S MOST POWERFUL PASSPORTS - THEN AND NOW



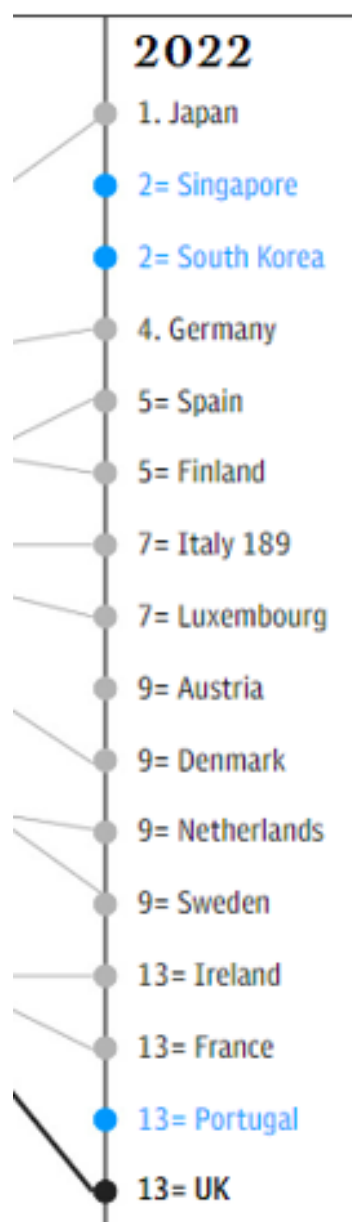
Comment
on the
graph

What The Graph 21: teacher notes

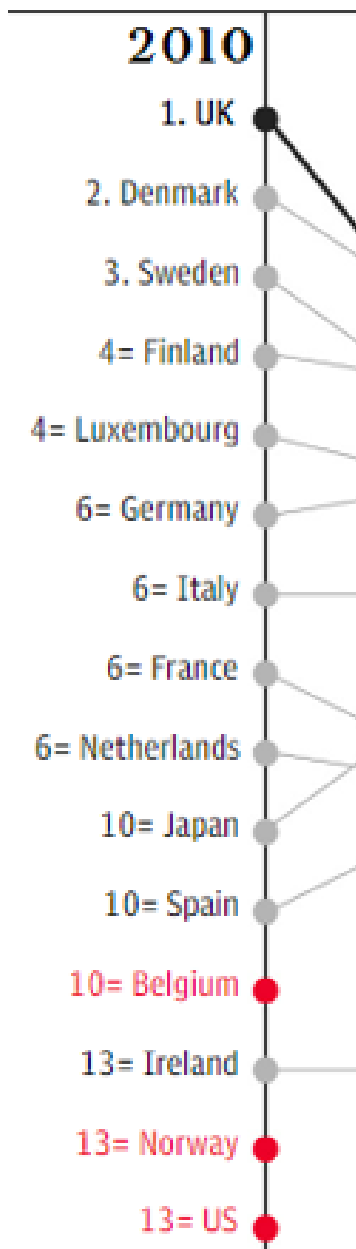
- This comes from an article about the ‘power’ of different nations’ passports.
- The article says this about the UK passport: “In 2010, it was ranked as the most powerful in the world. According to the Henley Passport Index, we could visit more destinations without a prior visa than any other nationality.”
- The article states that the UK’s rating has changed because of Brexit.
- Some of the countries are equal in the number of visa-free destinations. When that happens the next number is omitted. In 2010, Finland and Luxembourg were joint 4th, so 5th position does not appear. The next four countries should occupy places 6/7/8/9. They are all listed as being 6th equal, so the next country is number 10.
- The order of those ‘equal’ countries is arbitrary (it’s not alphabetical!). [See below for more]
- Italy has a horizontal line, having gone from 6= to 7=. If Italy had been listed as the first of the 6= countries then the line would have gone down; if listed last then it would have gone up.
- Ireland is in a similar position to Italy.
- Can students see a country that could also have had a horizontal line, but doesn’t here? (Finland, or Netherlands)
- The UK is placed at the bottom of the four 13= countries in 2022, which makes the fall look more spectacular.
- Next to Italy in 2022 it says “189”. This is a typo, but might be the number of countries that an Italian passport can access. According to Wikipedia there are 227 possible destinations.
- I looked for the original data. The next slide has the 2022 data from Wikipedia (which matches the data from the original site). The order of the countries is the same, although they don’t use ‘equal’ in the same way as in the graph (the graph is better, I think), but there are differences in the rankings. The Wiki version is in alphabetical order (except for Ireland/France – I can’t explain why!).
- It appears, from the edits to the Wiki page, that the Henley Passport Index is not something that is ‘published’ at a particular date, but that it is updated continually as things change, so that might account for some of the discrepancies.
- The final slide shows historical data on the Wiki page. I have sorted it on the 2010 column. It is identical to the data in the graph. (South Sudan did not exist as a country in 2010.)
- Amusingly, if you sort the table by country first and then by 2010, the countries that are equal do then appear in alphabetical order.

Sources:

- <https://www.telegraph.co.uk/travel/lists/demise-great-british-passport/>
- https://en.wikipedia.org/wiki/Henley_Passport_Index



2022 rank ^[7] ⚡	Passport issuing country ⚡	Visa-free destinations ⚡
1	Japan	193
2	Singapore	192
	South Korea	192
3	Germany	190
	Spain	190
4	Finland	189
	Italy	189
	Luxembourg	189
5	Austria	188
	Denmark	188
	Netherlands	188
	Sweden	188
6	Ireland	187
	France	187
	Portugal	187
	United Kingdom	187



Country	2020 rank	2020 access	2019 rank	2010 rank	2006 rank
South Sudan	99	43	97		
United Kingdom	7	185	6	1	3
Denmark	5	187	3	2	1
Sweden	6	186	4	3	2
Finland	4	188	2	4	1
Luxembourg	4	188	3	4	3
Germany	3	189	2	5	2
Italy	4	188	3	5	3
France	6	186	4	5	3
Netherlands	6	186	5	5	5
Japan	1	191	1	6	3
Spain	4	188	4	6	4
Belgium	7	185	6	6	4
Ireland	6	186	6	7	2
Norway	7	185	6	7	4
United States	7	185	6	7	1